

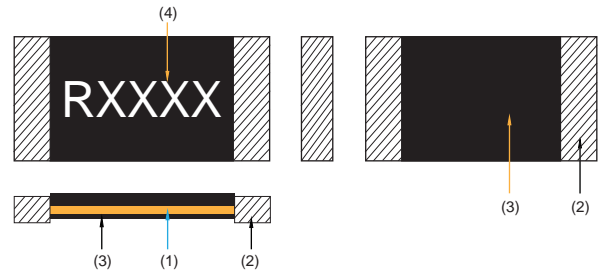

Current Sensing Resistors

MSHL Series / Metal Plate Type



Product Material / 產品材料

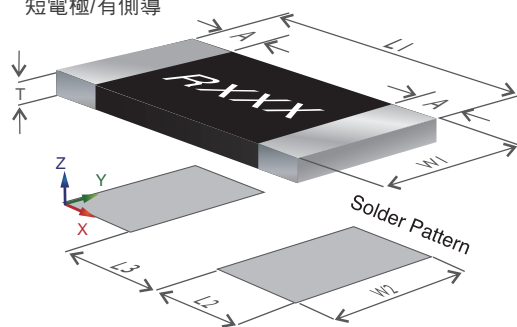
| No. 號碼 | Material / 材質 | Description / 說明 |
|--------|---|--|
| ① | Resistive element / 電阻本體 | Alloy / 合金 |
| ② | Terminal electrode / 端電極 Edge electrode / 側邊電極 | Sn、Ni、Cu / 錫、鎳、銅 |
| ③ | Protective coating / 保護防焊層 | Flame-retardant epoxy, meets UL- 94-V0 requirements(black) / 防火級環氧樹脂, 符合UL- 94-V0 要求(黑色) |
| ④ | Marking / 文字標記 | Laser marking / 鐳射打標 |



Standard Specification / 規格標準

| Product Series | Model 型號 | Pr (Watt) | Ro (mΩ) | Rt (%) | TCR (ppm) |
|----------------|---------------------|--|---------------------------------------|--|---|
| | | Power rating at 70°C or below 在環境溫度70°C以下時的額定功率 | Device normal resistance 元件在室溫下的電阻 | Normal resistance tolerance 元件在室溫下的電阻誤差範圍 | Temperature coefficient of resistance 電阻溫度係數 |
| MSHL-Series | 2512-□-2W0-R-□□□-□□ | 2.0 | 1/1.5 | ±0.5,±1 | ±100 |
| | 2512-□-2W0-R-□□□-□ | | 2-10 | ±0.5,±1 | ±50 |
| | 2512-□-3W0-R-□□□-□ | 3.0 | 1-3 | ±0.5,±1 | ±50~±100 |
| | 2512-□-3W0-R-□□-□□ | | 5-8 | ±0.5,±1 | ±50 |

MSHL-Series
Short electrode / with edge
短電極/有側導



Device and Pad - Layout Dimensions / 元件產品與焊墊建議尺寸

| Unit(單位): mm | Size / 尺寸 | L1 | W1 | T | L2 | W2 | L3/min |
|--------------|-----------------------|----------|----------|----------|------|------|--------|
| MSHL-Series | 2512(2W, 0.50/0.75mΩ) | 6.40±0.3 | 3.20±0.3 | 0.90±0.2 | 2.95 | 3.57 | 1.50 |
| | 2512(2W, 1/1.5mΩ) | 6.40±0.3 | 3.20±0.3 | 0.90±0.2 | 2.11 | 3.57 | 3.18 |
| | 2512(3W, 1~3mΩ) | 6.40±0.3 | 3.20±0.3 | 1.10±0.2 | 2.11 | 3.57 | 3.18 |
| | 2512(3W, 5~8mΩ) | 6.40±0.3 | 3.20±0.3 | 0.90±0.2 | 2.11 | 3.57 | 3.18 |