


Current Sensing Resistors

STE-Auto Series / Metal Foil Type

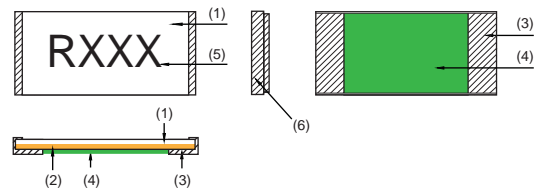


Product Material / 產品材料

No. 號碼	Material / 材質	Description / 說明
①	Substrate / 基板	Alumina ceramic (Alumina 96%) / 氧化鋁陶瓷基板 (氧化鋁含量達 96%)
②	Resistive element / 電阻本體	Alloy / 合金
③	Terminal electrode / 端電極	Sn · Ni · Cu / 錫、鎳、銅
④	Protective coating / 保護防焊層	Flame-retardant epoxy, meets UL- 94-V0 requirements (green) / 防火級環氧樹脂, 符合UL- 94-V0 要求 (綠色)
⑤	Marking coating / 文印防焊層	Flame-retardant epoxy, meets UL- 94-V0 requirements (black) / 防火級環氧樹脂, 符合UL- 94-V0 要求 (黑色)
⑥	Edge electrode / 側邊電極	Sn · Ni · Cu / 錫、鎳、銅



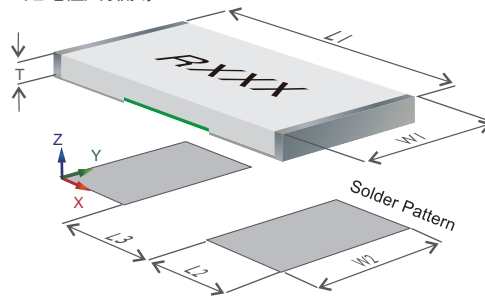
STE-Auto Series



Standard Specification / 規格標準

Product Series	Model 型號	Pr (Watt)	Ro (mΩ)	Rt (%)	TCR (ppm)
		Power rating at 70°C or below 在環境溫度70°C以下時的額定功率	Device normal resistance 元件在室溫下的電阻	Normal resistance tolerance 元件在室溫下的電阻誤差範圍	Temperature coefficient of resistance 電阻溫度係數
STE-Auto Series	0603-□-W50-R-□□□-Auto	0.5	5~20	±0.5,±1	±50~±100
	0805-□-W75-R-□□□-Auto	0.75	5~200	±0.5,±1	±50~±100
	1206-□-1W0-R-□□□-Auto	1.0	3~570	±0.5,±1	±50~±100
	2010-□-1W0-R-□□□-Auto	1.5	5~300	±0.5,±1	±50~±100
	2512-□-2W0-R-□□□-Auto	2.0	50~350	±0.5,±1	±50

STE-Auto Series Short electrode / with edge 短電極/有側導



Device and Pad - Layout Dimensions / 元件產品與焊墊建議尺寸

Unit(單位): mm	Size / 尺寸	L1	W1	T	L2	W2	L3/min
STE-Auto Series	0603	1.70±0.2	0.90±0.2	0.65±0.2	1.35	0.92	0.5
	0805	2.10±0.2	1.35±0.2	0.65±0.2	1.40	1.44	0.8
	1206	3.30±0.2	1.70±0.2	0.65±0.2	1.80	1.84	1.2
	2010	5.10±0.2	2.60±0.2	0.65±0.2	2.65	2.88	2.7
	2512	6.40±0.3	3.20±0.3	0.65±0.2	3.10	3.57	3.1